HOW TO TEACH YOUR SON PRAYING

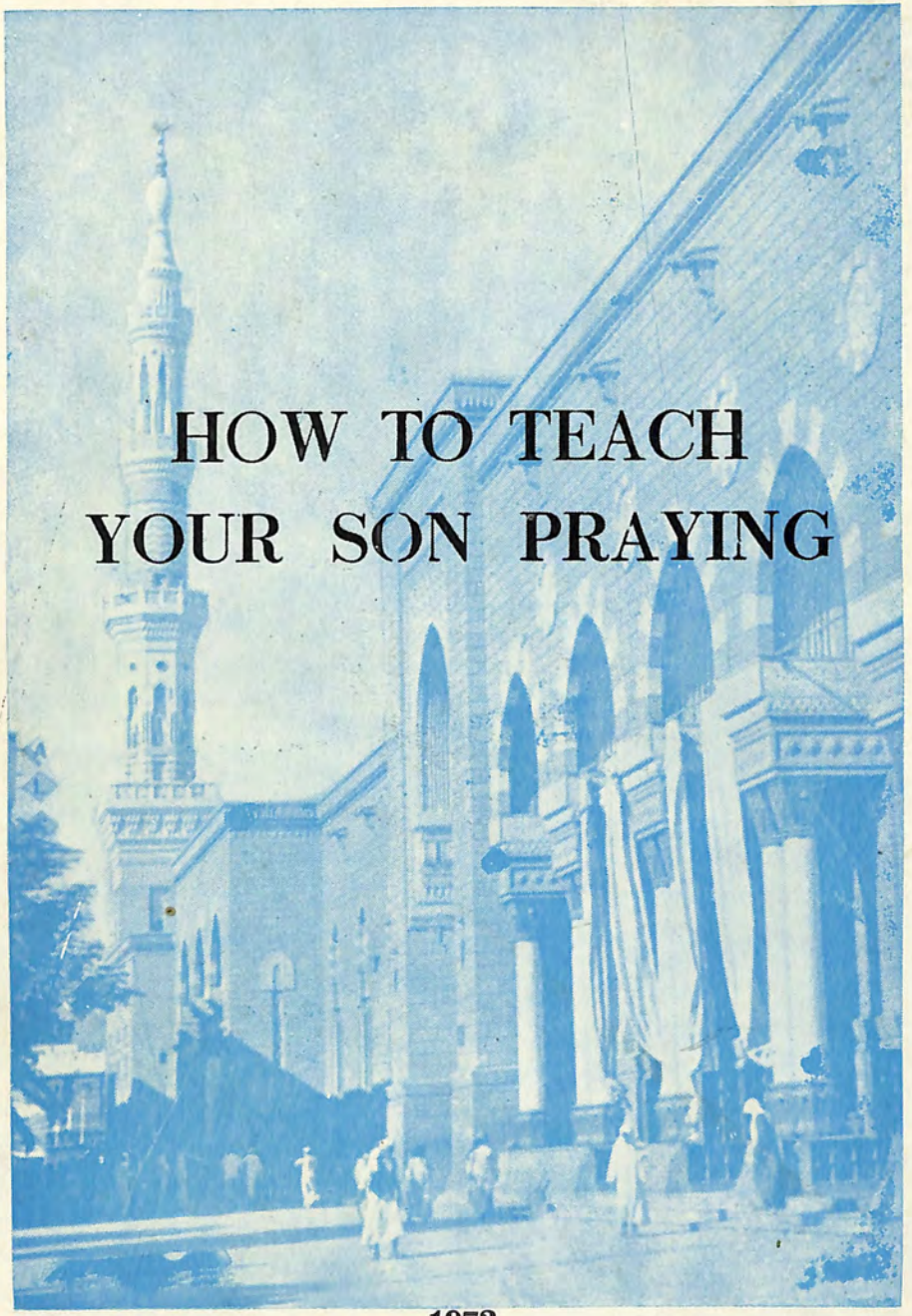

1973

Published By Ja'afar El-Sadeq Library.
Kuwait — Arabian Gulf

HOW TO TEACH YOUR SON PRAYING

Translated into English by
Ahmed Dirbashi

According to religious openions of His Eminence Ayet Allah Hijjat El-Eslam and Muslimeen, Al Mawla Al Haj Mirza Hasan Al-Ha'eri. May God make his life Longer,

موقع الأوحد
Awhad.com

"God esteems highly those who believe in El-Islam and those who are educated" Quorán Kareem.

The Respectful Ayet Allah His Eminence, The learned — Al-Haj Mirza Hasan Al-Ha'eri. May God make his life longer.

Bismellah Errahmani Errahem (By the name of the God the beneficent the merciful).

INTRODUCTION

My brother the **Moslem** : You must learn carefully the following useful orders :—

1 — The boy must begin praying after the age of fifteen lunar years and the girl must begin earlier at the age of nine.

2 — You must understand forgotten and doubtful matters. You must also be versed at enacting laws according to the basic principles of Islam, emulator or cautious moslem.

A follower must emulate a living not a dead person.

3 — The emulator should be male, adult, believer and loyal. Literacy is not required for emulator because it is not attainable under all circumstances.

4 — You must know Al-Quebla (God's Holy Home — Al-Ka'abah) You ought also to shorten your prayer if you travel for the distance of 80 kms. The distance may be going or going and coming back or the total of both. Al-Quasr prayer means that you drop the last two (kneeling downs) in Thohr (noon), Asr (after noon) and Isha prayers. Maghreb (after sun-set) and Subh (before sun-rise) prayer remain as they are two kneeling-downs.

5 — You read Al-Hamdu followed by Al-Soura in morning prayer, and Isha prayer. You pray noon and Asr in a low voice. Attasbihat (Praising God) after Noon, Asr , Maghreb and Isha are read in a low voice.

6 — You must pray in order and in time and never delay or expedite any part of the prayer. Your prayer must be done continuously and never separate one part from the other by a long time. It is of extreme importance to know that the bases of Religion and Shiiting are five :—

A — AL-TAWHID :—

You must believe that there is only one God who has no partner.

B — AL-ADL (Justice)

You must be sure that God rules in justice and he never oppresses any one; besides he never commits evil deeds.

C — AL-NOBOWWAH

You ought to be sure that God sent prophets as preachers and warners for the sake of mercy of his people.

D — AL-IMAMAH

You ought to believe that our Prophet Mohammed (Salla-llaho Alayhe Wassallam) said that Al-Emam is that who complies with God's orders as he wanted. People have no right to object the appointment, nomination or discharging Al-Imam.

The Imams our Prophet Mohammed told us about are :—

1 — Al-Imam Ali Ibn Abi Taleb Al-Murtada.
2 — Al-Imam Al-Hasan Ibn Ali Al-Mujtaba.
3 — Al-Imam Al-Husein Ibn Ali Al-Shahid.
4 — Al-Imam Ali Zin El-Abedeen.
5 — Al-Imam Mohammed Al-Baquer.
6 — Al-Imam Jafar Al-Sadeq.
7 — Al-Imam Mausa Al-Kathem.
8 — Al-Imam Ali Ben Mousa Al-Rida .
9 — Al-Imam Mohammed Al-Jawad.
10 — Al-Imam Ali Al-Hadi.
11 — Al-Imam Al-Hasan Al-Askari.
12 — Al-Imam Al-Hojjah Mohammed Al-Mahdi.

AL-MA-AD

You must believe that souls will come back to their bodies in the day of resurrection. You must also know the principal ten parts of Islam :— As-Salah (praying), Al-Soum (fasting), Al-Haj (pilgrimage) Al-jihad (fighting for God's sake), Al-Zakah (tithes), Al-Khoms (the fifth), Al-Amer belmarouf (ordering good work) Al-Nahy an almunkar leaving off evil actions and things.

Al-Mowalah for Our Prophet Mohammed (Being his follower) and his descandants and denounce their enemies.

PRAYER SPOILING ACTIONS

1 — Turning the whole body during praying off Al-queblah to the back or any of the two sides.

2 — Talking.

3 — Laughing.

4 — Running and clapping hands.

5 — Drinking and eating even very little things.

6 — Weeping for present life reasons. But weeping out of piety, smiling and killing snakes, do not spoil praying. May God help us to do the good.!

Bismillahi-Rrahmane-Irraheem

Thank God the owner of the Universe and let peace and mercy be upon our Prophet Mohammed the best of his people and let mercy be upon Ahl-lilbeet (descendants). the infallible from the present time upto the day of resurrection.

It is very clear that praying is an important part of Islam. Praying is an immolation of the pious and the one who leaves praying will be punished later in the Hell. There are many Ayat of Quoran and Ahadith (Commandments) of our Prophet Mohammed which ensure the value and great esteem of praying :— God in Al-Quoran says: Arabic (Estaeeno Bessabri Wassalati. Wa innaha Lakabeeraton ella ala il-Khashi'een "Sourat El-baquara" English. You will find help through patience and praying.

Some people may find praying too difficult but humble and solemn people find it very easy"

The explanation of one Ayah of Souret El-Baquara.

Arabic "Aquimo essalata wa atou izzakata war ka aou ma al raki een".

English "Pray and give tithes (Zakat) and kneel down with other worshipers" The explanation of another Ayat from Sauret El-Baquara.

Arabic : Aquimu essalata, inna issalata tanha an il — Fah — sha'i wal munkar Walathekrollahi Akbaro. English "Pray. You must be sure that praying prohibits adultery and evil deeds".

The explanation of other Ayat from Sauret El-Ankabout

ARABIC

"Wa'amur ahlaka bessalati Wastaber alayha".

ENGLISH

"Order your relatives to pray and pray yourself patiently"

Explanation of Ayet from Souret Taha.

Our Phophet Mohammed Salla llaho alayhi wa alihi "God be merciful to him and his descendants said :—

ARABIC

"Awwalo ma yus'alo anho el'abdo yawma! quiyama — alsalato".

English "In the resurrection day you will be asked firstly about praying."

Our Prophet Mohammed told us also :

Arabic "Al-Salato imado-deen man aquamaha faquad aquama-eddin, waman tarakaha faquad hadama eddeen.

English "Praying is the main pillar of religion. The one who prays builds up religion and who does not demolish religion."

Many Ayat from Holy Quor'an and Ahadith of our Prophet Mohammed recount a lot about the uses of praying and urge moslems to pray. We have not enough space to retale them completely.

It is of great importance, "My dear Moslem" to tell you the actions required to be done before praying and how praying is done well.

TERMS AND ACTIONS OF PERFECT PRAYING

1 — Purity

2 — Time.

3 — Dress.

4 — Place.

5 — **Al-Athan (calling for prayer).**

PURITY

My brother the moslem : Your body and clothes must be clean and pure. You must do Al-Wado with pure, clean and unusurped water.

AL-WADO

Say to yourself firstly "I do Al-Wado for God's sake only."

Then you wash your face from the upper part of the forehead to the lowest end of your chin, as you see in the picture figure 1.

Then you wash your right hand from elbow down to your finger-tips. After that you do the same with your left hand as you see in the picture (figure 2).



Afterwards you pass your wet hand over the front part of your head. Your head must be dry as you see in the picture (figure 3).

Later on you pass the inside of your right palm over the upper part of your right foot and the same you do with your left palm and left foot as you see in the picture (figure 4).

Your both feet must be dry before you pass your hands on them.

DAILY PRAYERS AND NUMBER OF RAK'AAT

(kneeling down).

You must know well the number of daily prayers and the number of Rak'aat kneeling down in each prayer as were detailed by our Prophet Mohammed and his descendants without increasing or decreasing.

Daily prayers are five :—

1 — SUBH (Dawn Prayer)

Two kneeling downs within the time limit from morning call for prayer to sunrise.

2 — SALATO THOHR (Noon Prayer)

Four kneeling downs within the time limit from noon call for prayer up to the needed time for Asr prayer before sunset. This means that you have the right to pray Noon prayer after Al-Asr calling for prayer up to the time when there is only enough time for Asr prayer before sunset.

3 — AL-ASR

You pray four Rakaat within the time limit after the noon prayer up to sunset.

4 — AL-MAGHREB

You pray three Rakaat within the time limit after sunset following Al-Maghreb calling for prayer to the mid-night praying limit of Salat Al-Isha.

SALAT EL-ISHA

You pray four Rakaat within the time limit directly after Al-Maghreb prayer up to the time expected to be given for Al-Salat earlier to mid-night.

THE DRESS OF THE PRAYER

The man must at least cover his body from the navel down to the knees. The woman must cover he r whole body except face and feet.

PLACE

Place of praying must be clean without any of the flowing impurities. It must be also unusurped and the place of the forehead must be pure.

AL-ATHAN (Calling for Prayer) AND AL-IQUAMA (Starting the Prayer)

After finishing Al-Wadou the prayer begins his praying facing Al-Ka'abah. Then he calls for prayer and starts his prayer. He must utter them in correct Arabic. A prayer must intend pleasure in mentioning the third testimony (Shahadah Thalithah — that Ali is God's favourite) as it is surely desirable.

HOW TO CALL FOR PRAYER

— Allaho Akbaro (four times) "God is the greatest"

— Ash-hadu An La Ilaha Illa — llah (twice) "I certify that there is only one God."

— Ash-hadu Anna Mohammedan Rasoulallah (twice) "I certify that Mohammed is God's messenger."

— Ash-hadu Anna Aliyyan Waliyyou Allah (twice) "I certify that Ali is God's favourite."

— Hayye Ala-essalah (twice) "Come and pray."

— Hayye Ala-El-Falah (twice) "Come to progress"

— Hayye Ala Khaire El-Amal (twice) "Come to do the best of deeds.

— Allaho Akbar (twice) "God is the greatest."

— La Elaha Ella — llah (twice). "No God but our God."

After finishing **Al-Athan** the prayer walks one step forward and asks God's help in what he wants. Then he comes back and takes his place.

HOW TO DO AL-IQUAMA
(Starting — Prayer)

— Allaho Akbaro — (twice) "God is the greatest.'

— Ash-hadou An La Elaha-Ella Allah (twice) "I certify that there is only one God."

— Ash-hadou Anna Mohammadan Rasoul Allah (twice). "I certify that Mohammed is the messenger of God."

— Ash-hadou Anna Aliyyan Waliyyou-llah (twice) "I certify that Ali is God's favourite."

— Hayye Ala-Essalah (twice) (Come and Pray).

— Hayye Ala El-Falah (twice) Come to progress.

— Hayye Ala Khairil-Amal (twice). Come to the best of deeds".

— Quad Quamat El-Salah (twice). "Praying began."

— Allaho Akbaro (twice). "God is the greatest."

— La Elaha Ella-Llah (once). "No God but our God."

PRAYING

The prayer must intend inside his heart saying I pray Salat El-Subh or any prayer he wants to pray as an approach to our God the Great.

Then the prayer raises his hands very near to his ears and turns his face towards Al-Ka'abah and stands upright Later on he says "Allaho Akbaro" and this one is called Takbiratol-Ihram as you see in the picture (figure 5) Then he brings down his right hand on his left thigh as clearly seen in the picture (figure 6).

If you do not mention "Takbirato El-Ihram" your prayer will be void either intentionally or unintentionally because Takbirato-El-Ihram is an important part of praying as kneeling down and Al-Quiyam following (kneeling down).

AL-QUIRA AH
(Reading)

Then afterwards the prayer reads (Souret El-Fatiha).

Bismillahi Errahmani Errahim (by the name of the God the beneficent the merciful)* Al-hamdu Lillahi Rabbel Alameen* (Thank God the owner of the Universe). Maliki Yawmeddin* (the owner of the day of resurrection).

After that he says : Subhana Rabbi El-athim Wa bihamdihi (Thanks to my Great God).

It is surely favourable to say also.

"Allahomma Salle Ala Mohammed Wa Ale Mohammed.

"O God be merciful to Mohammed and his descendants" Then the prayer raises his head and stands straight as you see in the picture (fig. 6) and says "Samial-llaho liman hamidah Allaho Akbaro "God hears the requests of those who thank him. God is the greatest."

Iyyaka Naabodo wa Iyyaka Nasta'len* (You are the only one whom we worship and whom we ask his help).

Ihdina Issaratal mustaquim* (O' God, guide us to straight way in our life). Siratallathina Anamta Alayhem*.

'The way of the true moslems.' Ghayre El-Maghdoubi Alayhim*. (Not those God angry with).

Waladdaleen* (and not those who are misguided), Aameen (Amen).

Then afterwards the moslem reads Souret Al-Ikhlas "Bismillahi Al-R Rahmani Al-R Raheem "Quol Howa llaho Ahad* Allaho Essamad* Lam Yaled Walam Youlad Walam Yakun Laho Kufwan Ahad*.

"By the name of the God the beneficient the merciful. Say that there is only one God. God's eternal. He neither gave birth nor was born and no one is his equal."

He may read after Al-Hamidou in the first Rakaah (kneeling down) and the second of every prayer any soura of El-Koraan except Sourats of Al-Aza'm (Resolution) :— Souret Fosselat, Souret Al-Sajdah, Souret Al-Najim Souret Al-Alaq.

AL-ROKOU

(Kneeling down)

The prayer kneels and this means that he bends his body to the limit that his both hands touch his knees as you see in the picture (figure 7).

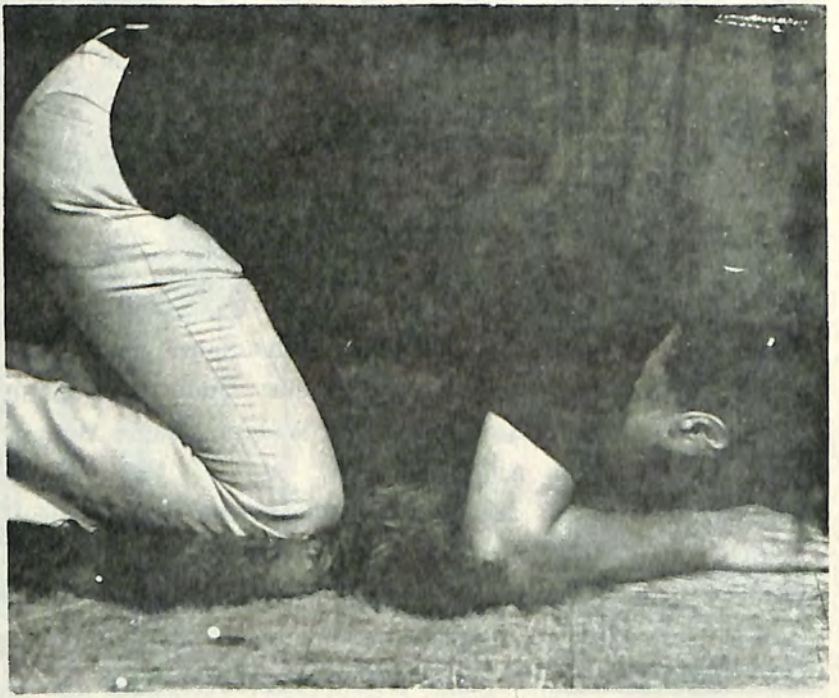

AL-SUJOUD

(Bowing Humbly down)

Then later on, the prayer bows humbly down in a manner that his forehead is put over the ground. His palms, the two knees and the two toes of his both feet must also touch the ground as you see in the picture (figure8).

As soon as he bows down (Sujoud), he says "Subhana rabbi Al-Aala Wa bihamdihi. Allahomma Salle Alla Mohammed Wa Aali Mohammed. English "Thanks to my God the

highest. O God be merciful to Mohammed and the descendants of Mohammed.

Then the prayer sits upright as you see in the picture (figure 9) and says while he is sitting "Astaghferrou llaha Rabbi Wa Atoubu ilayhi." Eng. "I ask my God to excuse me and I repent to him."

Then the prayer bows down again as you see in the picture (figure 8) and says as soon as he bows down :—

Subhana Rabbi Al Aala Wa bihamdihe Allahamma Salle Ala Mohammed Wa Ali Mohammed.

"Thanks to my God the highest, O God be merciful to Mohammed and the descendants of Mohammed.

Then the prayer raises his head sitting upright as seen in the picture (figure 9). Up to here one Rakah (kneeling down) is finished. Then the prayer stands saying :

Bihaw Lillahi Aquomo wa-aq'uodo"

(By God's power and strength I stand and sit down).

After the prayer stands upright as seen in the picture (figure 6), he reads Souret Alhamdu. Then he reads any Soura of Quoran except Al-Azaem as previously mentioned. The prayer must bow down on either the ground or what grows on it. But he must not bow down on anything generally edible or dressed.

AL-QUONOUT

(Praying of devotion)

It is favourable to raise the hands and the inside of them are towards the sky. The prayer says : — O God, be merciful to me in both my present and after resurrection life and protect me from Hell punishment.

ARABIC

"Rabbana atina fi eddunia hasanatan wa fil-aakhirati hasanatan wa quina athabannar." Do the same as you see in the picture (figure 10).

Then the prayer puts down his hands as clearly seen in the picture figure (6). Afterwards he kneels down as he did in the first (Rakah) and says as soon as he kneels "Arabic" (Subhana Rabbi Al-Atheem Wa bihamdihi. Allahomma Salli Ala Mohammed wa ali Mohammed).

ENGLISH

Thanks to God the great. O God be merciful to Mohammed and his descendants.

After that he raises his head and stands upright and says : Arabic (Samia llaho Liman Hamidaho).

English (God hears the requests of those who thank him).

Then he bows down as he did in the first Rakaah) as you see in the picture (figure 8).

He says directly after bowing down in Arabic (Subhana) Rabbi al a-la wa bihamdihi — Allahomma Salli Ala Mohammed wa Ali Mohammed) English "Thanks to my God the highest. O God be merciful to Mohammed and his discendants).

Then he raises his head and sits upright, as you see in the picture (figure 9).

Afterwards he bows down again as you see in the picture (figure 8) and says in Arabic (Subhana Rabbi Al-ala wa bihamdihi Allahomma Salli Ala Mohammed wa a'ali Mohammed."

English "Thanks to my God the highest, O God be merciful to Mohammed and the descendants of Mohammed. Then the prayer sits upright as you see in the picture (figure 9) and upto here two Rakaat were completed.

AL-TASHA-HHUD

(Testimony)

The prayer says while sitting as seen in the picture (figure 9) in Arabic (Ash-hadu an la ilaha illa llah wahadaho la Sharika laho. Wa ash-hadu Anna Mohmmadan Abduho wa Rasouluhu. Allahomma Salli ala Mohammed wa Aali Mohammed.

ENGLISH

I certify that there is only one God and he is the only God without any partner .I certify also that Mohammed is the slave and messenger of Allah,O God be merciful to Mohammed and the descendants of Mohammed.

AL-TASLEEM

(Standing)

The prayer says in Arabic "Assalamu Alayka Ayyouha ennabi wa rahmatu llahi wa barakatou. Al-salamu alayna wa ala Ibadillahi essaliheen. Al-salamu Alaykum wa rahmatallahi wa barakatuho."

ENGLISH

Prophet, peace be upon you and God bless and have mercy upon you. Peace be upon us and peace be also upon the pious people of God. Peace, mercy and blessings of God be upon you all.

SALATO THOHR

(Noon Praying)

If the prayer wants to pray the noon prayer which is four Rakaat he must do the same he did in the morning prayer. But the prayer changes his intention for the noon prayer in Arabic (Usalli Salato thohr quorbatan lillahi Taala) English (I pray the noon prayer as an approach for God). The prayer finishes Al-Tasha-h-hud. He stands up and says as he stands up in Arabic (Bihawlil-L'ahi Aquomu Wa Aq-udu). English "By God's ability and strength I stand up and sit down."

AL-TASBIHAT

(Hymns)

After the prayer stands upright as you see him clearly in the picture (figure 6) he says in Arabic (Subhana-llahi Walhamdu li-llahi Wala Ilaha Illa llah Wallaho Akbaro).

English (Praise be to God. There is no god but him. God is the greatest). The prayer repeats Al-Tasbihato three times. Then he kneels down as you see in the picture (figure 7). After that the prayer bows down as seen in the picture (figure 9).

Then he bows down again and sits. After that the prayer stands upright as clearly seen in the picture (figure 6) and says in Arabic "Subana llahi Walhamdu lillahi Wala ilaha ila llah, Wallaho Akbaro."

English (Thanks to God. There is only one God and God is the greatest."

Later on the prayer kneels down as you see in the picture (figure 7) and then he bows down twice as you see in the two pictures figures (8, 9). Then he "Yatashahhud" (Certificate of confession) and Yosallem (salutes). The one who does not mention in Arabic (Al-Salato Ala Mohammed Wa Ali Mohammed) English "Mercy be on Mohammed and the descendants of Mohammed, on purpose his prayer will be void.

SALATOL-ASR

When the prayer wants to pray Salatol-Asr which is four (Rakaat) he must do the same as he did with **Salatol-thohr** equally well. He only changes his intention to Al-Asr in Arabic (Ousalli Salatal-Asr, Quorbatan ila-llahi **Taala**).

English "I pray Salat Al-Asr in favour of God the greatest.

SALATOL MAGHREB

When the prayer wants to pray Salatol Maghreb (After sunset) which is three (Rakaat), he must do the same as he did in the morning prayer except the intention which he changes to Salatal Maghreb in Arabic.

"Usalli Salatal Maghreb Quorbatan ila llahi Taala" English I pray Salatal Maghreb in favour of God the

greatest). Then the prayer reads, kneels down, bows down and says Al-Tashhud as he did in the morning prayer.

When the prayer finishes (Al-Tasha-hhud) and before he salutes (As-Salam) he stands upright and says three times in Arabic (Subhana llahi, Walhamdu Lillahi Wala ilaha illa llah, Wallaho Akbaro."

English "Thanks to God, there is only one God. God is the greatest.."

Then the prayer kneels down, bows down, yatashahhud (certifies) and yosallem (salutes).

SALOTOL ISHA

When the prayer wants to pray salatal Isha which is four (Rakaat) after Al-Maghreb prayer, he must do the same he did in the noon prayer. He only changes his intention to (Al-Isha) in Arabic (Ousalli Salatal Isha Quorbatan ila llahi Taala."

ENGLISH

I pray Salatal Isha in favour to God the greatest.

SAOUT AL-KHALIJ PRESS
KUWAIT